



EXTENDED-REACH HEDGE TRIMMERS	106
GARDEN & POLE PRUNERS	112
BLOWERS & SHREDDER VACUUMS	116
SPRAYERS	124
STIHL PRECISION SERIES™ HAND TOOLS	126

SCAPE

TRIMMER AND BRUSHCUTTER FEATURES & BENEFITS



MULTI-FUNCTION CONTROL HANDLE

Having easy access to all of the controls on one comfortable handle makes it easy to complete tasks, so the operator's hand never has to leave the handle.

UPRIGHT TRANSLUCENT FUEL TANK

Allows user to easily check fuel level before starting work. The upright position makes it easier to refill.

DEFLECTOR

Helps provide protection from flying debris while trimming.

TRIMMING AND CUTTING HEADS

With a wide range of cutting head options, many trimmers can take on a variety of tasks from light lawn trimming to heavy brush management.

TECHNOLOGY

STIHL Easy2Start™

The STIHL Easy2Start™ system makes starting STIHL outdoor power tools almost effortless, eliminating the need for a strong pull of the starting cord. This advanced starting system is designed to make starting STIHL products easier. The specific system may vary by model, but in each easy, a quick pull overcomes the engine's compression to minimize the strength and effort required to start. Available on selected products.

High-Tech Polymer Housings

Housings are lightweight, withstand greater impact, and are corrosion-resistant.

Purge Pump Primer

By pressing the bulb, this small fuel pump delivers fuel to the carburetor, reducing the number of starting pulls needed after an extended break between uses.

COMFORT FEATURES

Fully Lined Drive Shaft

The fully lined shaft provides smooth operation and less vibration.

Adjustable Front Handle

The front handle is easily adjustable (360-degree rotation) for comfort.

Protected or Enclosed Control Cables

The control cables on bike handle units are protected or enclosed to eliminate dangling and loose wires.

Upright Translucent Fuel Tank

The translucent fuel tank allows the operator to easily check fuel level before starting work and the upright position makes it easier to refill.

Handle Options

1) BIKE HANDLE

When used in conjunction with a harness, the bike handle allows the machine to be easily guided, enabling a smooth horizontal mowing action to cover large areas quickly and efficiently with soft grips for increased comfort, the bike handle provides greater control and helps reduce operator fatigue.

2) LOOP HANDLE (R)

Loop-handle grass trimmers and brushcutters are ideal for trimming between bushes and shrubs and other areas where space is limited.

WEEKLY USE FOR LIGHT TRIMMING

STIHL has homeowners covered with easy-to-use, lightweight solutions for trimming around the yard.



FS 40 C-E



Lightweight and reliable, the FS 40 C-E trimmer provides balanced operation and is equipped with STIHL Easy2Start™ for effortless starting. Comes standard with AutoCut® C 6-2.

Not available for purchase or delivery in California.



FS 56 RC-E



The fuel-efficient FS 56 RC-E features the STIHL Easy2Start™ System for quick, smooth starts, and has an elongated shaft for taller users. FS 56 C-E bike-handle version available. Comes standard with AutoCut® C 26-2.

Not available for purchase or delivery in California.



FSA 30

AS

The FSA 30 is the first 2-in-1 trimmer and edger in the flexible battery-powered AS System. It offers the user full ergonomic adjustability of the handlebar, the shaft length, and the mowing head angle.



NEW! FSA 50

AK

The FSA 50 is a 2-in-1 trimmer-edger that features a stepless-telescopic shaft for the better ergonomics, an adjustable mowing head and flexible spacer that allows for closer trimming.



FSA 60 R

AK

The FSA 60 R has a lightweight design and exceptional performance. Optimally paired with the AK 20 battery, the FSA 60 R has a run time of up to 30 minutes.*



FS 38



A lightweight, value-priced consumer trimmer with many quality design features, the FS 38 is ideal for the occasional use homeowner.

Not available for purchase or delivery in California.



FS 50 C-E



The fuel-efficient FS 50 C-E features the STIHL Easy2Start™ system and has an elongated shaft for taller users.

Not available for purchase or delivery in California.

*Made in America of U.S. and global materials.

For full specification information for all STIHL trimmers, please refer to page 90.

*The battery run time may vary depending on how the tool is used.

LARGER SUBURBAN YARDS

STIHL offers powerful and efficient tools designed to tackle more extensive trimming tasks. Whether you're working with a big yard or long fence lines, there's a trimmer to meet your needs.



FSA 70 R

AK

The FSA 70 R is a powerful direct-drive trimmer for the demanding homeowner with medium to high grass areas. It is the first AK System trimmer with the Rapid Click System which allows the user to switch the trimmer head with a click of a button.



FS 70 R



The FS 70 R features a powerful and fuel-efficient engine, making quick work of daily professional landscaping tasks.

Not available for purchase or delivery in California.



FSA 80 R

AK 

Allows for multiple cutting options including line head and grass cutting blades, so you can trim your yard with ease. FSA 80 bike-handle version available.

°Made in America of U.S. and global materials.
Batteries and charges sourced internationally.

For full specification information for all STIHL trimmers, please refer to page 90.



FSA 86 R

AP

The FSA 86 R trimmer is capable of delivering strong, consistent performance that is perfect for homeowner and professional tasks.



FS 91 R



The robust FS 91 R features a large fuel tank, which provides 30% longer run time than the previous model. FS 91 bike-handle version available.

Not available for purchase or delivery in California.



FS 94 R



The FS 94 R trimmer delivers one of the best power-to-weight ratios in its class, weighing just over 10 pounds—great for maneuvering around hills and other terrain.

Not available for purchase or delivery in California.



FSA 110 R

AP

The Rapid Click System for quickly changing the mowing head, advanced AutoCut® C 12-2 trimming head, and large cutting width make this trimmer a powerhouse of efficiency featuring long run times and reduced downtime.

PROFESSIONAL JOBS & EXTENDED TRIMMING TIMES

Our professional trimmers, brushcutters, and clearing saws feature power, fuel efficiency, and lasting durability—and they're specially designed for heavy-duty tasks—from controlled trimming jobs to extended trimming applications.



FSA 120 R



The FSA 120 R is virtually maintenance-free thanks to its brushless motor. Compatible with AP System batteries, this powerful trimmer offers a loop-handle design with quick release for easy height adjustment. FSA 120 bike-handle version available.

Comparable performance to the FS 94 R.



FS 131 R



A professional loop-handle trimmer, the FS 131 R delivers incredible performance, long run times, and a simplified starting procedure. FS 131 bike-handle version available.

Not available for purchase or delivery in California.



FSA 135 R



The FSA 135 R trimmer delivers professional performance for a wide range of cutting applications, including trimming, cutting, and weed clearing. FSA 135 bike-handle version available.



FSA 200 R



The FSA 200 R is a lightweight, powerful battery trimmer equipped with a loop handle and a variable-speed trigger, combining comfort with optimal performance and run time. FSA 200 bike-handle version available.

*Made in America of U.S. and global materials.
Batteries and chargers sourced internationally.



FS 251 R



The loop-handle FS 251 R is built with a simplified starting procedure for pros with no time to waste with a rugged design that offers optimal maneuverability. FS 251 bike-handle version available.

Sold and shipped with only the 4-tooth grass cutting blade in California.




FS 361 C-EM



The FS 361 C-EM has a fuel-efficient engine and features the STIHL M-Tronic™ engine management system.

Not available for purchase or delivery in California.



FSA 400

AP

The FSA 400 offers professionals a versatile option for trimming and clearing. As the most powerful trimmer in the AP Battery System, this trimmer is designed for user comfort with an ergonomic control handle and anti-vibration system.



FSA 400 K

AP

The FSA 400 K is the most powerful brushcutter in the AP Battery System featuring a short shaft (K) to take on dense, tough growth.



FS 461 C-EM


































The robust FS 461 C-EM delivers professional power and features the STIHL M-Tronic™ system for optimum engine performance.



FS 561 C-EM



The most powerful STIHL brushcutter in its class—the FS 561 C-EM cuts through wild growth, hedges, and thickets with ease.

	Power Source Type	Displacement (cc/cu. in.)	Mechanical Power Output (kW/bhp)	Electrical Power Input	Voltage (V)	Weight (lbs.)*	Fuel Capacity (oz.)	Standard Cutting Tool
WEEKLY USE AROUND BEDS, DRIVEWAYS, ETC.								
FSA 30		–	0.13/–	0.24	10.8	4.6	–	PolyCut™
FS 38		27.2/1.7	0.65/0.9	–	–	9.0	11.2	AutoCut®
FS 40 C-E		27.2/1.7	0.7/0.9	–	–	9.9	11.5	AutoCut®
FS 50 C-E		27.2/1.7	0.8/1.1	–	–	10.1	11.5	AutoCut®
NEW! FSA 50		–	0.30/–	0.43	36	6.4	–	AutoCut®
FS 56 C-E		27.2/1.7	0.8/1.1	–	–	11.5	11.5	AutoCut®
FS 56 RC-E		27.2/1.7	0.8/1.1	–	–	10.6	11.5	AutoCut®
FSA 60 R		–	0.51/–	0.65	36	6.8	–	AutoCut®
LARGE YARDS, LONGER FENCE LINES								
FSA 70 R		–	0.80/–	1.00	36	7.1	–	AutoCut®
FS 70 R		27.2/1.7	0.9/1.2	–	–	10.4	11.5	AutoCut®
FSA 80		–	0.80/–	1.20	36	11.1	–	AutoCut®
FSA 80 R		–	0.80/–	1.20	36	10.6	–	AutoCut®
FS 91		28.4/1.7	0.95/1.3	–	–	12.8	24.0	AutoCut®
FS 91 R		28.4/1.7	0.95/1.3	–	–	12.1	24.0	AutoCut®
FS 94 R		24.1/1.5	0.9/1.2	–	–	9.9	18.3	AutoCut®
PROFESSIONAL JOBS, EXTENDED TRIMMING TIMES								
FSA 110 R		–	0.94/–	1.20	36	7.3	–	AutoCut®
FSA 120		–	0.80/–	1.03	36	11.5	–	AutoCut®
FSA 120 R		–	0.80/–	1.03	36	11.0	–	AutoCut®
FS 131		36.3/2.2	1.4/1.9	–	–	12.8	24.0	AutoCut®
FS 131 R		36.3/2.2	1.4/1.9	–	–	12.1	24.0	AutoCut®
FSA 135		–	0.80/–	1.20	36	11.7	–	AutoCut®
FSA 135 R		–	0.90/–	1.20	36	10.4	–	AutoCut®
FSA 200		–	1.55/–	2.00	36	12.6	–	AutoCut®
FSA 200 R		–	1.55/–	2.00	36	10.6	–	AutoCut®
FS 251		41.6/2.5	2.0/2.7	–	–	17.2	24.0	AutoCut®
FS 251 R		41.6/2.5	2.0/2.7	–	–	14.8	24.0	AutoCut®
FS 361 C-EM		37.7/2.3	1.7/2.3	–	–	19.0	25.4	AutoCut®
FSA 400		–	2.00/–	2.50	36	15.7	–	AutoCut®
FSA 400 K		–	2.00/–	2.50	36	15.2	–	Circular Saw Blade
FS 461 C-EM		45.6/2.8	2.2/3.0	–	–	19.0	25.4	AutoCut®
FS 561 C-EM		57.1/3.5	2.8/3.8	–	–	22.5	33.5	AutoCut®

● Standard ○ Optional – Not Applicable

*Dry weight without cutting attachment or deflector.

Cutting Width (in.)	STIHL Easy2Start™ (E)	Anti-Vibration System	STIHL M-Tronic™ (M)	Electronic Ignition Module	Multi-Function Control Handle	Simplified Starting Procedure	Standard Handle Type	Purge Pump Primer	IntelliCarb™ Compensating Carburetor	Translucent Upright Fuel Tank	Made in America of U.S. and global materials ⁹
9.1	-	-	-	●	●	-	Loop	-	-	-	-
15	-	-	-	●	●	●	Loop	●	-	●	-
15	●	-	-	●	●	●	Loop	●	-	●	
16.5	●	-	-	●	●	●	Loop	●	-	●	
12	-	-	-	-	●	-	Loop	-	-	-	
16.5	●	-	-	●	●	●	Bike	●	-	●	
16.5	●	-	-	●	●	●	Loop	●	-	●	
13.8	-	-	-	-	-	-	Loop	-	-	-	-
16	-	-	-	-	●	-	Loop	-	-	-	-
16.5	-	-	-	●	●	●	Loop	●	-	●	
15	-	-	-	-	-	-	Bike	-	-	-	
15	-	-	-	-	-	-	Loop	-	-	-	
16.5	-	●	-	●	●	●	Bike	●	●	●	
16.5	-	●	-	●	●	●	Loop	●	●	●	
16.5	-	●	-	●	●	●	Loop	●	-	●	
16	-	-	-	-	●	-	Loop	-	-	-	
15	-	-	-	-	-	-	Bike	-	-	-	
15	-	-	-	-	-	-	Loop	-	-	-	
17.7	-	●	-	●	●	●	Bike	●	●	●	
17.7	-	●	-	●	●	●	Loop	●	●	●	
16.5	-	-	-	-	-	-	Bike	-	-	-	-
16.5	-	-	-	-	-	-	Loop	-	-	-	-
17.7	-	-	-	-	-	-	Bike	-	-	-	-
17.7	-	-	-	-	-	-	Loop	-	-	-	-
17.7	-	●	-	●	●	●	Bike	●	●	●	-
17.7	-	●	-	●	●	●	Loop	●	●	●	-
20.5	●	●	●	●	●	●	Bike	●	●	●	-
20.5	-	●	-	-	●	-	Bike	-	-	-	-
20.5	-	●	-	-	●	-	Bike	-	-	-	-
20.5	●	●	●	●	●	●	Bike	●	●	●	-
22	●	●	●	●	●	●	Bike	●	●	●	-

Note: Specifications are as of Oct. 1, 2025. For most recent updates, visit STIHLusa.com. Models and specifications are subject to change without notice. Manufacturer reserves the right to change appearance, function and components of any STIHL product without prior notice.

Note: STIHL trimmers and brushcutters are designed to work with a variety of cutting attachments.

⁹Made in America of U.S. and global materials. Batteries and chargers sourced internationally.